

New colour release
Sahara- Feb 2010



MODWOOD

decking

The Sustainable Alternative



Black Bean in situ.

ModWood–The Sustainable Alternative



Recycling Australia's Waste



Approx 90% of the material used is either recycled or reclaimed.

Each lineal metre of ModWood decking* contains approximately thirty seven recycled plastic milk bottles and almost two kilograms of reclaimed pine waste. The wood fibre used in the manufacturing process is supplied from AFS (Australian Forestry Standard) certified plantation grown, sustainably managed pine.

Supporting Our Environment

With our high content of recycled materials, our manufacturing process leaves a very small environmental footprint. In the near future ModWood will be able to re-granulate and recycle old ModWood boards in the manufacturing process – this is great for the environment.



Low maintenance • Long lasting • High durability

Silver Gum

*137 x 23 mm board

ModWood–The Durable Alternative

Durability without lots of maintenance

High Performance

ModWood products have been designed not to warp, crack or splinter under normal conditions, and require no sanding, sealing or painting for long term protection. Formulated in Australia for Australia's harsh conditions, ModWood products have a high degree of UV stability and are highly resistant to weather, moisture and termites. ModWood decking has very similar non slip ratings to painted or coated timber decking products. In commercial situations this can be further upgraded to 'W-rated' anti slip standard. Contact ModWood.

Backed by ModWood's 10 year limited residential warranty, you can expect your deck to withstand the wear and tear of busy lives and still look great.

Low Maintenance

ModWood requires little of the maintenance time and costs compared to conventional timber decks. However, regular cleaning of your deck will assist in maintaining its great look. ModWood should be cleaned promptly when foreign substances are inadvertently spilt on the deck. Gaps between the boards should also be cleared of any debris. Check our website for Care & Maintenance advice.

Whilst ModWood allows you to forget the paint brush and put your feet up, being a wood based product, should you desire, you can also coat ModWood with selected conventional oil based decking stains and oils - contact ModWood for information about approved coatings.

Please note, the 'smooth' finish of ModWood can lend itself to scuffing and scratching more so than the 'brushed' finish. After weathering the marks will fade. Alternatively, marks will become less noticeable by lightly rubbing them with a natural decking oil using a clean rag.

It is strongly recommended that all furniture used on a ModWood deck has protective feet to help prevent scuffing and scratching of the deck surface.

The natural weathering (sun and rain) process will remove tannin or water stain marks that may occur. Tannin marks will typically occur in the initial 6-8 weeks, the appearance of these marks are highly dependent on the weathering process. To accelerate the removal of water stains or tannin marks, it is recommended to use Intergrain Reviva.



Black Bean

The real costs of maintaining a deck

Each time you perform maintenance (2 coats) on your **timber deck** it is likely you will average:

- **Materials for cleaning/oiling/staining your deck = approx \$5/sqm**
- **Associated labour (your precious time) = approx 0.25 hrs/sqm**

Therefore a 50 square metre timber deck, maintained twice per year will likely cost approx \$500 and 24 hours of your precious time **every year** (that's three whole working days!).

Each time you perform maintenance on your **ModWood deck** it is likely you will average:

- **Materials for cleaning = approx \$0.50/sqm**
- **Associated labour (your precious time) = approx 0.025 hrs/sqm**


Therefore, a 50 square metre ModWood deck, maintained twice per year will likely cost approx \$50 and 2.4 hours of your precious time every year.

Check out the "maintenance calculator" on our website.


ModWood – one-tenth of the maintenance cost and one-tenth of the maintenance time compared to a timber deck!

ModWood Colour Range


Black Bean




Jarrah



Silver Gum



Sahara



	Natural Grain Collection	
	Smooth/ embossed	Brushed/ embossed
Decking 88 x 23 mm	✓	✓
Wide decking 137 x 23 mm	✓	✓
Mini board 68 x 17 mm	✓ (smooth both faces)	N/A
*Marina board 137 x 32 mm	✓	✓

Colours shown here are approximate representations only. Colours may vary from batch to batch, however different batches of the same colour should weather to within a commercially acceptable tolerance. Natural Grain Collection colours are specifically designed to have variation in colour, pattern finish and depth of pattern.

* Non stocked line item - available on special order - check lead time

ModWood Natural Grain Collection

The **Natural Grain Collection** is inspired by the colours and grains found in natural timbers, and was created in response to consumer feedback. The colours include Black Bean (brown/black), Jarrah (red/brown) Silver Gum (silver/grey) and NEW colour Sahara (burnt orange/brown).

The **Natural Grain Collection** has variable colours with an embossed (grain) finish on the surface of both faces. One face is 'smooth' and the reverse is 'brushed'.

Weathering and surface temperature characteristics

ModWood does undergo some weathering when exposed to the elements. The 'smooth' colour will fade to approximately halfway between its original colour and that of the 'brushed' version. This will primarily happen during the first couple of months. The 'brushed' finish colour will not change much, however the imprint of the embossed lines will lighten in colour.

Tests have shown that ModWood has a similar surface temperature to timber of similar colours and finishes. Because of this, you should be aware that darker colours such as Black Bean and Jarrah can feel quite hot under-foot on a warm sunny day (similar to a dark, painted timber board).

For more information on weathering processes, colour differences and the pros and cons of using smooth or brushed finishes, please check our website.

Warranty

Due to ModWood's hard wearing and durable qualities, we offer a 10 year limited residential guarantee against rotting, warping, splitting and cracking caused by environmental factors. This warranty applies so long as ModWood products are installed and used as recommended. See our website for our warranty guidelines.



**RESIDENTIAL
10
YEAR
WARRANTY**

Plus concealed fixing groove for Natural Grain Collection

Products

Decking

ModWood decking comes in a range of sizes, colours and finishes, giving you the ability to create residential or commercial projects with function and style.

Hard wearing and easy on the feet, tests have shown ModWood to have a similar surface temperature to timber.

ModWood is child friendly as they do not splinter. This makes it ideal decking for use around pool or spa areas.

As ModWood is unaffected by salt water it is ideal in a marine environment - suitable for docks and pontoons.

Installation of ModWood is easy as no special tools are required. A ModWood deck offers long life with minimal maintenance and is a proven performer in the harsh Australian environment.

Due to the composition of ModWood, you can create a low environmental impact and stylish outdoor space.



Jarraah brushed



Jarraah

Screening

The modern lines of ModWood Mini board allow you to create a private oasis anywhere outdoors. Private courtyards, cosy outdoor living areas and stunning garden features can be created with this sleek designer product, adding contemporary style to your home.

Due to environmental normalisation of wood fibres, in some circumstances a small deflection may occur. ModWood Mini board is not suitable for use as a decking product.

Storage and Handling

Store ModWood packs in a flat, dry area under roof and off the ground, covered with protective plastic. Failure to keep packs dry in storage may encourage the growth of mould spores on the surface of the boards.

As ModWood is heavier and more flexible than timber, always carry ModWood boards on edge as this will enable you to move the boards more safely.



Installation

It is essential to obtain the relevant current copy of “ModWood Fixing Instructions” before installing ModWood products.

Fixing ModWood

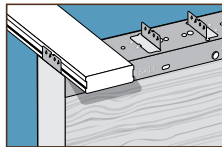
Natural Grain Collection

ModWood can be fixed using conventional fasteners - please refer to www.modwood.com.au for details. KlevaKlip is the preferred method of concealed fixing of ModWood.

Please refer to www.klevaklip.com.au for fixing details and adhesive instructions.

KlevaKlip models to suit ModWood products

It is critical that the correct model of KlevaKlip is used for the ModWood product that you select. The Natural Grain Collection of boards have a groove on the edge.



88 mm with groove on edge
 KT88G Top Fix Clip Galvanised
 KT88S Top Fix Clip Stainless steel
 KS88G Saddle Clip Galvanised

137 mm (23 mm & 32 mm) with groove on edge
 KT137G Top Fix Clip Galvanised
 KT137S Top Fix Clip Stainless steel
 KS137G Saddle Clip Galvanised



General Tips

Some general pointers on ModWood are:

- Store ModWood packs in a flat, dry area under roof and off the ground, covered with protective plastic.
- ModWood products are not “structural” and must not be used as bearers, joists etc.
- Always pre-drill when screwing or fixing near the ends of the boards.
- Only use fixings that comply with the Building Code of Australia.
- In all cases, when screwing down do not overdrive screws. Fix with low to medium torque. Do not punch nail-heads under the surface of board. Fixing too close to the end of the board may cause splitting. Do not fix within 15 mm of the end of the board.
- Perimeter of deck should be kept open and free of vegetation to enable ventilation.

ModWood Product Fixing Specifications

Fixing ModWood is different to timber. It is essential that you obtain and check the ModWood [fixing instructions](#) prior to installation.

<div style="display: flex; justify-content: space-between; font-size: 8px;"> ■ Residential</div> <div style="display: flex; justify-content: space-between; font-size: 8px;"> ■ Commercial</div> <div style="display: flex; justify-content: space-between; font-size: 8px;"> ■ Heavy Duty Commercial </div>	Decking Solid (mm)	Decking Wide (mm)	Marina Board Solid (mm)	Mini Board Screening**
	Dimensions	88 x 23 mm	137 x 23 mm	137 x 32 mm
Minimum ground clearance	300	300	300	150
Joist/support centres (max distance)	450***	450	600	1200**
Minimum end-gap (butt join)	2	2	2	2
Minimum gap - side by side	4	4	6	8
Minimum distance from edge of board for fixing	20	20	20	20
Minimum end-gap to solid structure	6	6	6	6
Screws (pre-drill & c'sink)	yes	yes	yes	yes
Dome-head nails (pre-drill)	yes	yes	yes	yes
Nail gun acceptability*	yes	yes	no	yes
Zig-zag fixing acceptability - not suitable for nailguns	yes	no	no	na
Suitability for fixing to steel substructures	refer to website**	refer to website**	refer to website**	refer to website**
Fixing over concrete	refer to website**	refer to website**	refer to website**	refer to website**
Standard length	5.4	5.4	4.2	4.8
Weight (per lineal metre) kgs	2.3	3.7	5.0	1.4

* use only dome-head nails from “coil-nail” gun. Pre-drill and hand nail when within 50 mm of end of board. Nail gun is not our preferred fixing method.

** Refer to website for fixing instructions - 1200 mm continuous span, 800 mm single span.

*** 400 mm centres for Commercial applications.

In all cases, when screwing down do not overdrive screws. Fix with low to medium torque. Do not punch nail-heads under surface of board. Fixing too close to the end of the board may cause splitting. Do not fix within 15 mm of end of board.

ModWood Technologies Pty Ltd
 5 Jessica Road, Campbellfield,
 Victoria 3061, Australia

Phone: (03) 9357 8866
 Fax: (03) 9357 6755
 Email: info@modwood.com.au

Available at quality timber retailers around Australia

ModWood® is a registered trademark of Australian Vinyls Corporation Pty Ltd.
 Note: All claims made in this brochure refer only to ModWood products mentioned in the brochure. ModWood warranty will only apply to boards fixed as per the appropriate ModWood Fixing Instructions. January 2010.